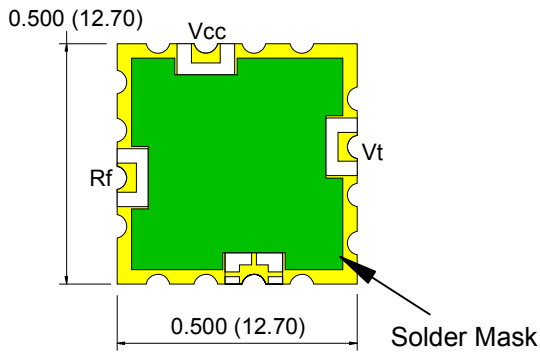


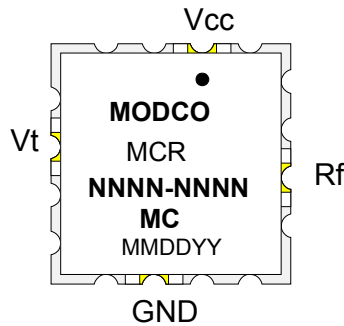
MC Package dimensions (Units; inches (mm))



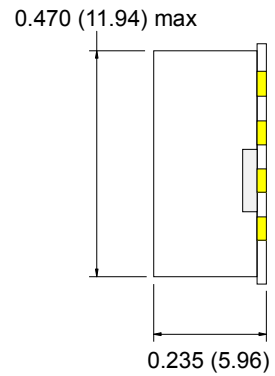
BOTTOM VIEW



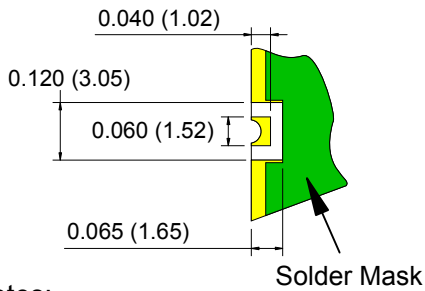
TOP VIEW



SIDE VIEW

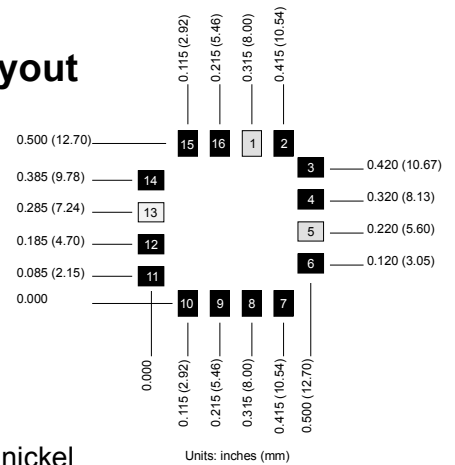


PAD DETAIL



PCB Pad Layout

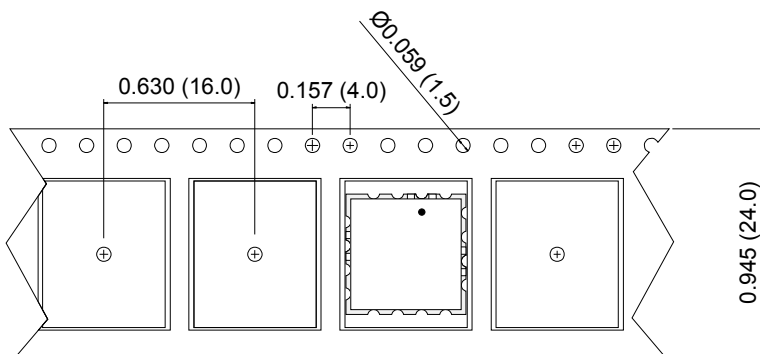
Pin	Con.
1	Vcc
5	Rf
13	Vt
Others	GND



Notes:

1. The case is ground.
2. Unless otherwise specified all dimensions are in inches.
3. Unless otherwise specified finish is 150-200 micro inches nickel over copper clad PCB, 5-15 micro inches malleable, 99.99% pure gold, over nickel

Tape and Reel (Units inches (mm)) Part labeling



Part number: AA=Alpha pre-fix, product family or custom part designator.
 NNNN-NNNN=Numeric, frequency range
 Part type: 2 to 4 alpha part type designator
 Date code: MM=month, DD=day, YY=year
 Label material is high temp. polyester film, opaque white, with black marking.

