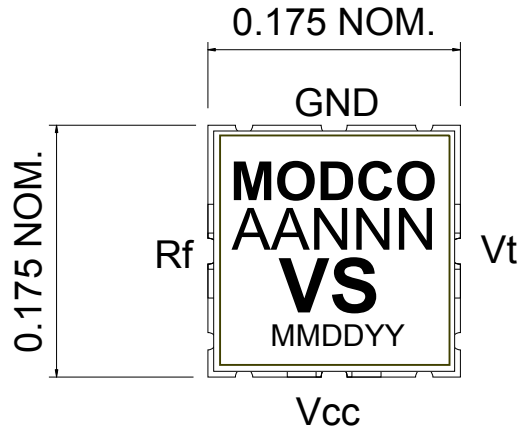
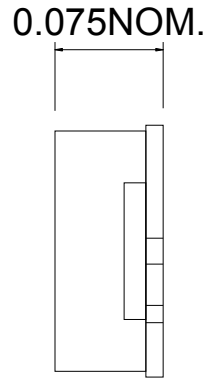




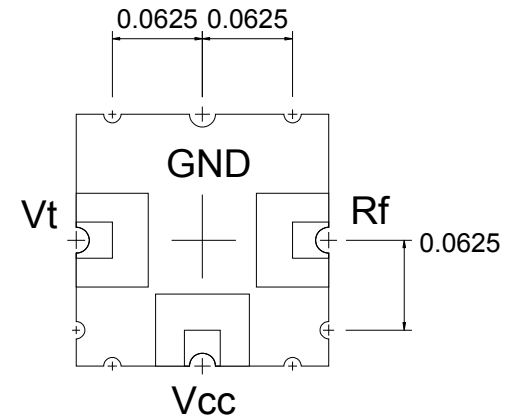
**TOP VIEW**



**SIDE VIEW**



**BOTTOM VIEW**



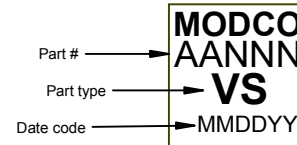
**Notes:**

1. The case is ground.
2. Soldermask/pad layout may vary depending on model, consult factory.
3. Unless otherwise specified all dimensions are in inches.
4. Finish is 150-200 micro inches nickel over copper clad PCB, 5-15 micro inches malleable, 99.99% pure gold, over nickel.

**Solder mask/pad details see note 2**

**Part labeling**

Part number: AA=Alpha pre-fix, product family or custom part designator.  
 NNN=Numeric 3 to 4 digit specific part number  
 Part type: 2 to 4 alpha part type designator  
 Date code: MM=month, DD=day, YY=year  
 Label material is high temp. polyester film, opaque white, with black marking.

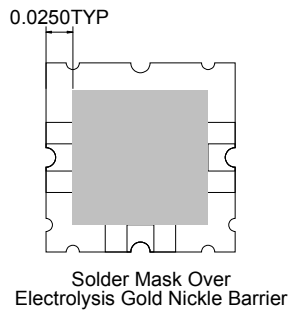


G	Add RoHS, finish specification.
F	Add date code to labeling info.
E	9/19/5 Side view max from .070 to .075.
D	8/30/4 Side view max from .066 to .070, add ref des on bottom view.
C	Updated address from 808 to 806.
B	Revised drawing format.

**Revision History**

DATE: 08/08/07	<b>MODCO, INC.</b> 806 PACKER WAY SPARKS NV 89431 TEL: (775) 331-2442 FAX: (775) 331-6266
BY: D. Johnson	
CHECKED:	
REV: G	
DRAWING #: VS_SPEC_G.mkd	TITLE: VS PACKAGE OUTLINE

**fig. 1**



**fig. 2**

