

1

2

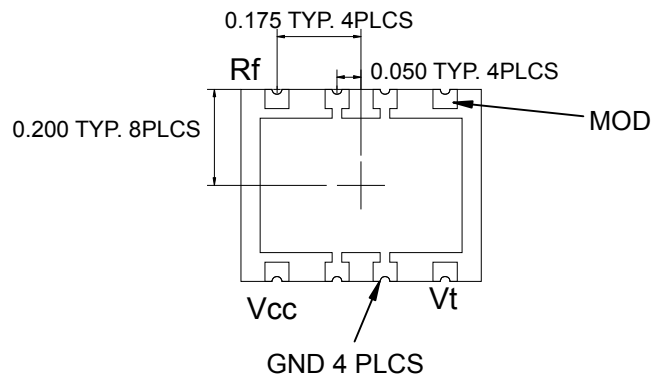
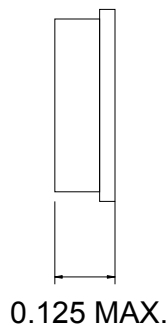
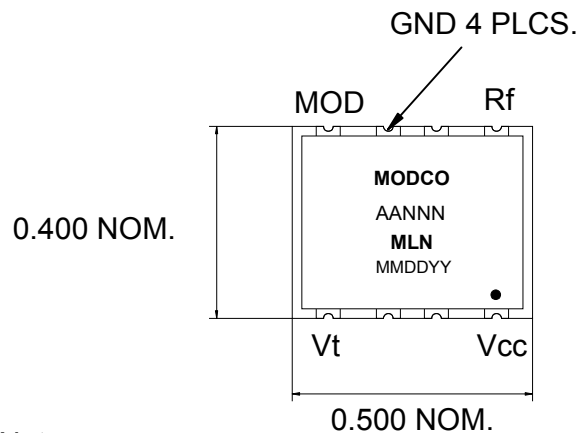
3

4

### TOP VIEW

### SIDE VIEW

### BOTTOM VIEW

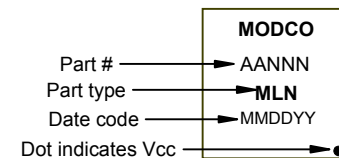


#### Notes:

1. The case is ground.
2. Solder mask/pad layout may vary depending on modle, consult factory.
3. Unless otherwise specified all dimensions are in inches.
4. Unless otherwise specified the finish is solder mask over bare copper, hot air solder level.
5. The modulation port is user specified and may be modified to be an offset port for dual polarity tuning or course tune input port.
6. Rf output is buffer amplified and DC blocked.

#### Part labeling

Part number: AA=Alpha pre-fix, product family or custom part designator.  
 NNN=Numeric 3 to 4 digit specific part number  
 Part type: 2 to 4 alpha part type designator  
 Date code: MM=month, DD=day, YY=year  
 Label material is high temp. polyester film, opaque white, with black marking.



### Solder Mask/Pad Detail see note 2

fig. 1 Solder Mask

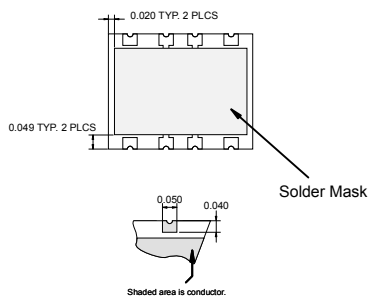


fig. 2 Solder Mask

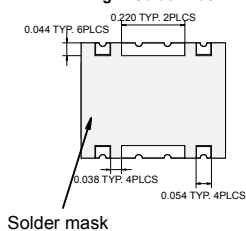
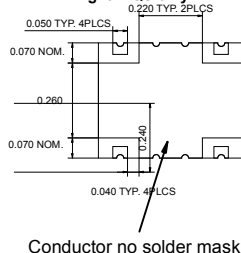


fig. 3 MQS only



|   |  |
|---|--|
| E | Remove shading from figure two conductor detail. |
| D | Add I/O designators to bottom view.              |
| C | Add MQS to title.                                |
| B | Updated address from 808 to 806.                 |
| A | RELEASE ON NEW FORMAT                            |

#### Revision History

DATE: 08/16/07

BY: D. Johnson

CHECKED:

REV: E

DRAWING #: MLN\_MQS\_SPEC\_E.MKD

**MODCO, INC.**  
 806 PACKER WAY  
 SPARKS NV 89431  
 TEL: (775) 331-2442  
 FAX: (775) 331-6266

TITLE: **MLN/MQS PACKAGE OUTLINE**

1

2

3

4